

# USE YOUR OWN IMAGINATION

and ADOBE ILLUSTRATOR  
to create beautiful, colorful  
and exciting vector graphics.




## Illustrator 2020 Advanced

This 2-day advanced class consists of 12 different Real-World projects that cover the more advanced features of Adobe Illustrator.

Students should have already completed our Illustrator Fundamentals class or have equivalent experience prior to attending this class.

Training available on Mac and PC.


What Are You Waiting For?  
[www.trainingconnection.com](http://www.trainingconnection.com) | 888.815.0604



## Advanced Lesson 1: Faux 3D Design

Use the powerful Appearance panel to create and organize simulated 3D buttons and effects.

- Learn how to work with the Appearance panel
- Use the Gradients panel to create textures
- Manage layers and groups for better design



## Advanced Lesson 2: Infographics

Use Illustrator's graphing tools and other features to create infographics in 2D and 3D.

- Working with the graphing tools
- Gradients and Shadow Effects
- Work with 3D to enhance graphs



## Advanced Lesson 3: Adv. Typography

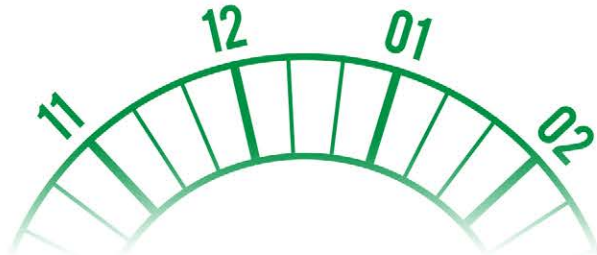
Use several tools and techniques to create a Typography-based poster and more.

- Work with warping text
- Working with the Appearance panel
- Text tools and techniques

## Advanced Lesson 4: Image Tracing

Use Image Trace and Live Paint to turn common pixel-based art into beautiful vector masterpieces.

- Learn about the Image Trace workflow
- Use Live Paint to add color to vector artwork
- Learn about the types of vector art



## Advanced Lesson 5: Repetitive Art

Use Illustrator's amazing Pattern Maker as well as a few hidden features to create amazing repetitive artwork.

- Make patterns in Illustrator
- Use Anchor Points and Object Transforms
- Use the Transform effect



## Advanced Lesson 6: Blending Modes

Use the popular Blending Modes feature to create complex blending effects on your images.


- Learn about Blending Modes
- Apply Blending Modes to your layers
- Working with Blending Modes



## THE WEIRDEST STUFF FROM PLANET EARTH

# MYSTERIOUS EGG

>Lorem ipsum dolor sit amet, sit we consectetur adipiscing elit, sed diam nonummy nibh euismod tincidunt cra ut laoreet dolore magna aliquam erat volutpat. Ut wisi enim ad minim veniam, quis nostrud exerci tation ullamcorper ta suscipit lobortis nisl ut aliquip ex ca commodo consequat.



...aliquip ex eat lari commodo consequat. Lorem ipsum dolor sit amet, consectetur adipiscing elit, sed diam nonummy nibh euismod tincidunt ut laoreet dolore magna aliquam erat volutpat. Ut sma wisi enim ad minim veniam, quis nostrud exerci tation ullamcorper suscipit lobortis nisl ut aliquip ex eat lari co commodo

# Ai



## Advanced Lesson 7: Text & Graphics

Learn additional methods to combine text and graphics to create a one-page info article.

- Format and connect text boxes
- Wrap text around a graphic
- Use a Gradient Mesh to create graphics



## Advanced Lesson 8: Vector Brushes

Learn about the many different types of vector brushes to create some unique artwork.

- Use and define Brushes
- Add brush art to existing paths
- Create vector brushes



## Advanced Lesson 9: Vector 3D Art

Use 3D Effects in Illustrator to create two very different types of 3D vector artwork.

- Learn about the Extrude & Bevel Effect
- Learn about the Revolve Effect
- Position your 3D Artwork

## Advanced Lesson 10: Raster & Vector

Combine raster and vector graphic design together and learn how to manage their relationship in Illustrator.

- Learn more about raster graphics in Illustrator
- Work with the mighty Appearance panel
- Create vector elements for your raster graphic



## Advanced Lesson 11: Advanced Color

Use some of the most powerful coloring features in Illustrator to alter and convert the colors of your artwork.

- Create professional color combinations
- Convert and alter colors
- Learn how to reduce colors in your artwork



## Advanced Lesson 12: Perspective Art

Use the powerful Perspective Grid in Illustrator to create 3D looking perspective vector artwork.

- Learn about the Perspective Grid
- Create a perspective logo from scratch
- Manipulate elements on the grid

